

Solar pumping System

Note:

Solar motor powers the new system for the supply of clean water based on the most widely available renewable energy, the sun. It is designed for easy use and requires no maintenance. It is the ideal solution for supplying water in remote areas, where the normal power supply of electricity from the power grid is inconsistent or completely unavailable

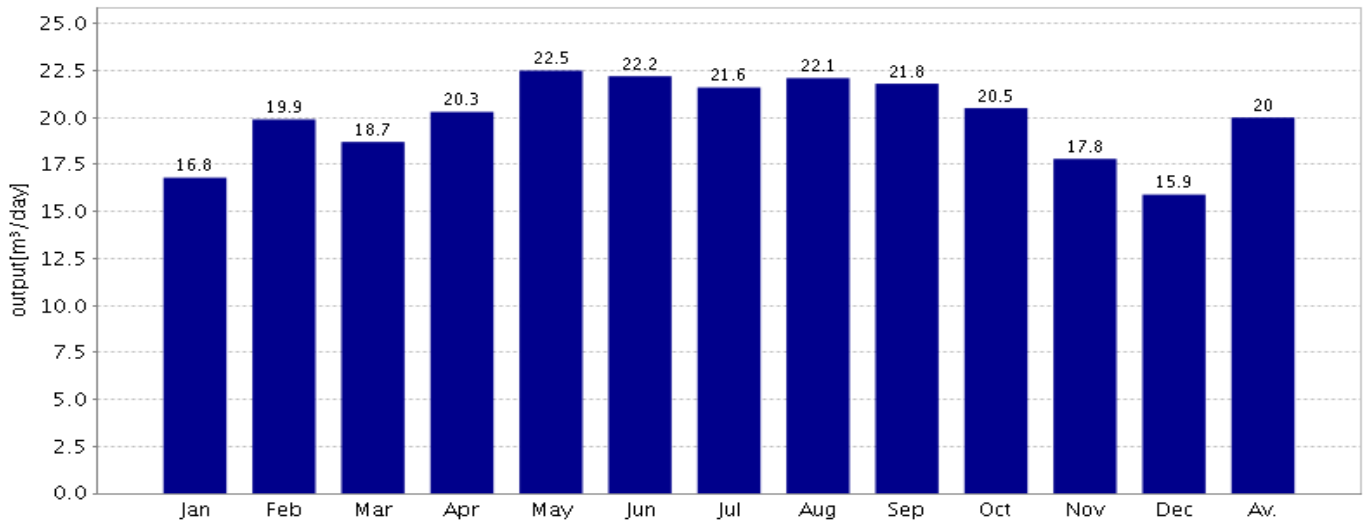
Parameter

Location:	United Arab Emirates;Du bai	Water Temp:	25°C		
Required daily output:	10m ³ /day	Dirt loss:	3%	Motor lenght:	50
Pipe type:	Plastic	Static Head:	20m	Pipe length:	20m

Products

Submersible pump	1pc;CPM158-1200W
Solar panel	4pc;1200Wp;300w ×4pcs
Motor cable	
Pipeline	20m;Pipeline
Accessories	

Daily output in average month (20.0) m³/day



Energy[kWh]	4.44	5.26	4.94	5.36	5.95	5.87	5.69	5.83	5.76	5.42	4.69	4.20	5.28
Irradiation[kWh/m ²]	5.48	6.49	6.10	6.62	7.34	7.25	7.03	7.20	7.11	6.69	5.79	5.18	6.52

Solar Panel Wiring

CPM158-1200W

Solar Surface Pump System

System Overview

Head	max. 38m
Flow	max. 133L/min
Recommend Max input Power	max. 1.2 kW
Minimum well diameter	min inch
Pump discharge	Rp 1"*1"
Efficiency Max	50%

Product advantage

- .voltage:80-150Vmp/180VOC
- .High efficiency BLDC motor
- .High efficiency MPPT and Vector control
- .Built-in controller
- .MPPT Efficiency Max.99%
- .Display of voltage/ current/power etc
- .Soft start running makes the system's life longer
- .Dry protection
- .Lost Phase protection
- .Stall protection
- .Error display

Technical Data

Controller CPM158-1200W

- .Controller built-in
- .Over-load protection
- .Over temperature protection

Motor CPM158-1200W

Voltage	DC max.VOC 180V DC Vmp 80-150V
Current	max.DC 15A
Motor Efficiency	max.85%
WaterTemp	max.40°C
Insulation class	F
Enclosure class	IP54
Speed	1000-4000

Pump End

- .Copper impeller
- .Cast iron housing

Standards



Note:

*Recommend 4 Pcs of 340W Solar Panels in Series

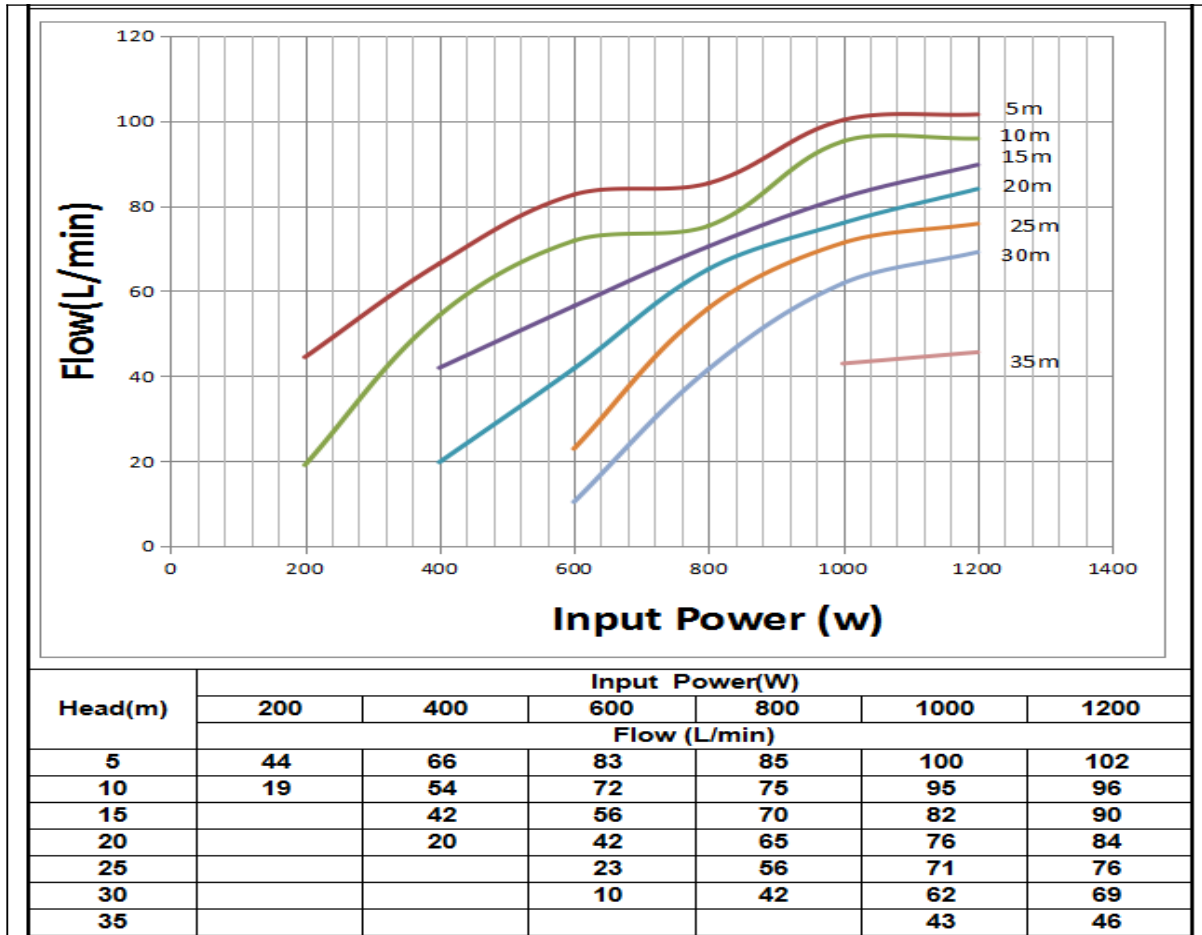
*VOC (V) Volts open circuit nothing connected;Vmp (V) Volts maximum power point under load;Exceeding limits may cause serious harm or irreparable damage

*The pump is IP54 Rated however it is recommended that it is not mounted in direct sunlight

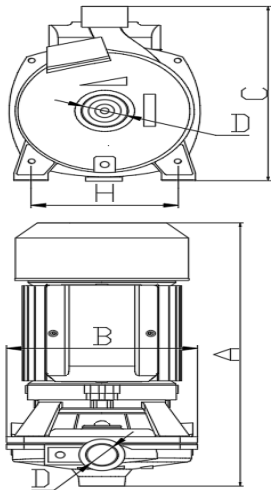
CPM158-1200W

Solar Pumping project

Pump chart



Dimensions and Weights



	Weight (kg)
Pump Unit	10.5
Pump Package Unit	11

	Package Volume
Pump	0.425m*0.245m*0.3m

Pump :

	A	B	C	D	H
Dimension (mm)	360	190	235	1"	160

The size and weight information may be changed, please confirm with the factory.