

Nominal Flow	3.0 m <sup>3</sup> /hr @ 80 m
Flow Range	0.6 ~ 6.9 m <sup>3</sup> /hr
Head Range	10 ~ 120 m

## Solar pumping System

### Note:

SAMKING solar motor powers the new system for the supply of clean water based on the most widely available renewable energy, the sun. It is designed for easy use and requires no maintenance. It is the ideal solution for supplying water in remote areas, where the normal power supply of electricity from the power grid is inconsistent or completely unavailable

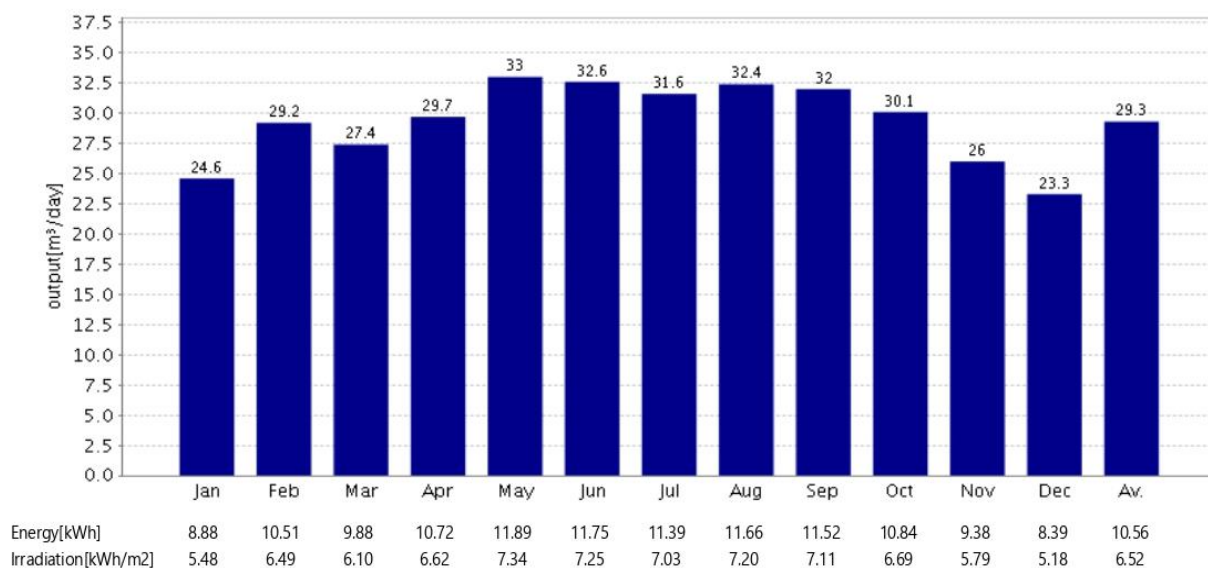
### Parameter

Location:	United Arab Emirates;Du bai	Water Temp:	25°C		
Required daily output:	10m <sup>3</sup> /day	Dirt loss:	3%	Motor lenght:	50
Pipe type:	Plastic	Static Head:	55m	Pipe length:	20m

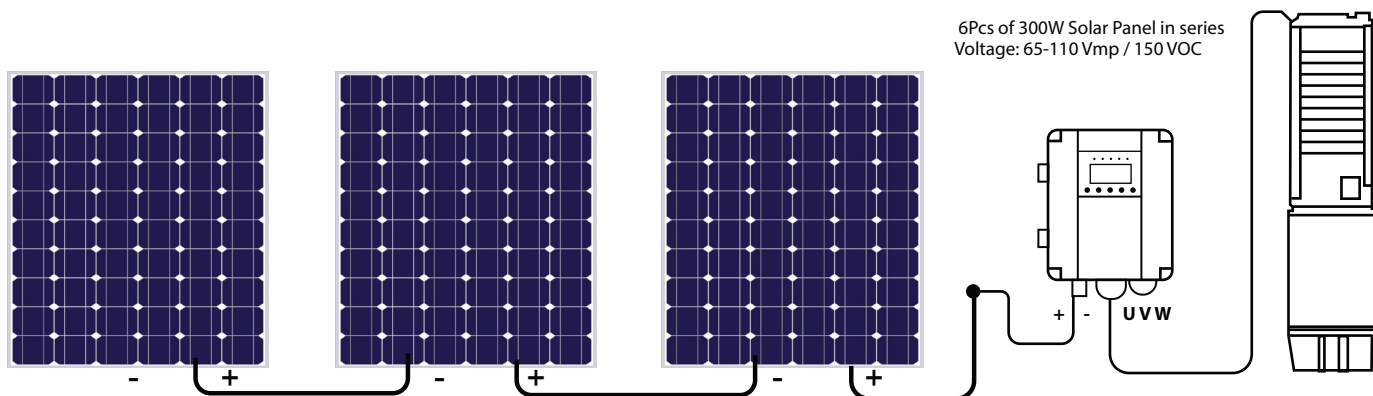
### Products

Submersible pump	1pc;4SPW3-8P (1.5HP DC)
Solar panel	6pc;1800Wp;300w ×6pcs
Motor cable	
Pipeline	20m;Pipeline
Accessories	

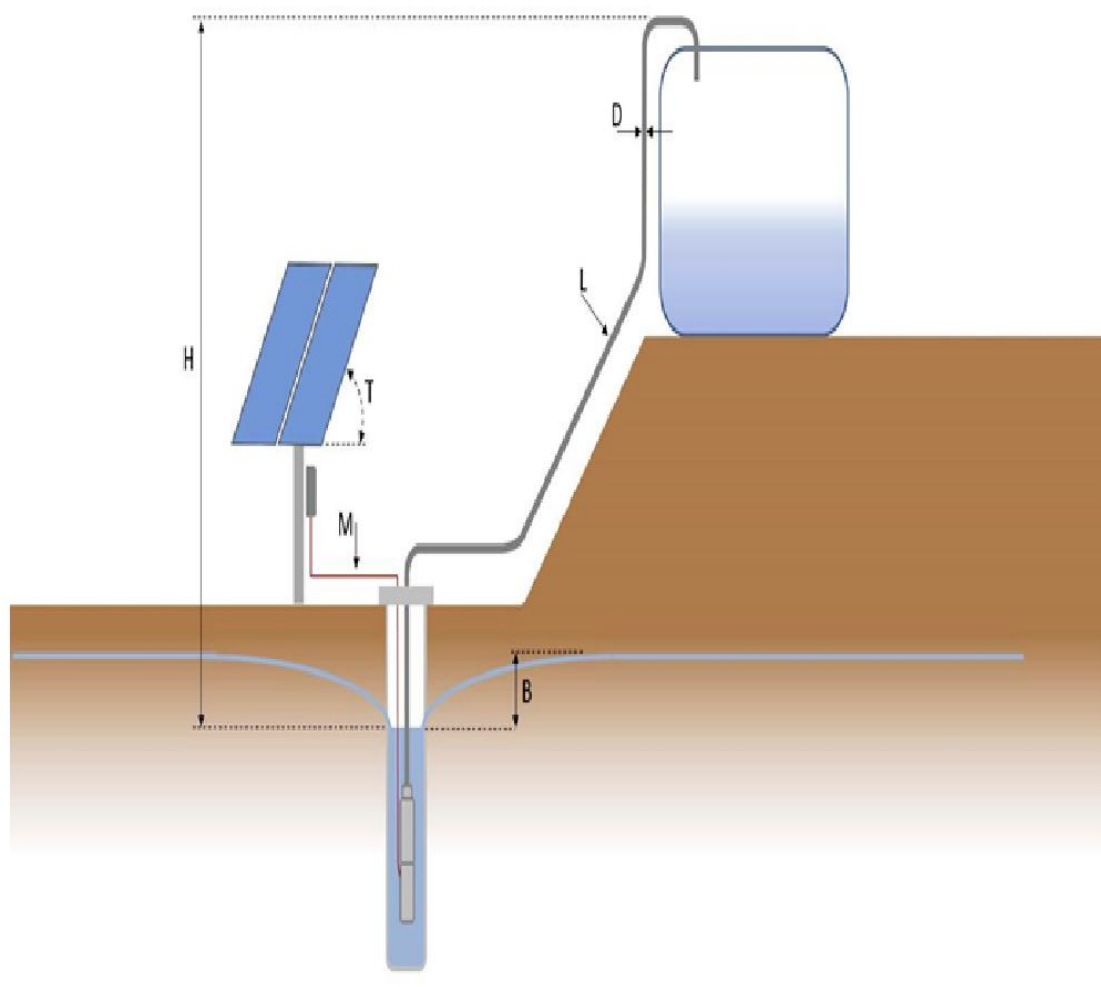
### Daily output in average month (29.3) m<sup>3</sup>/day



### Solar Panel Wiring

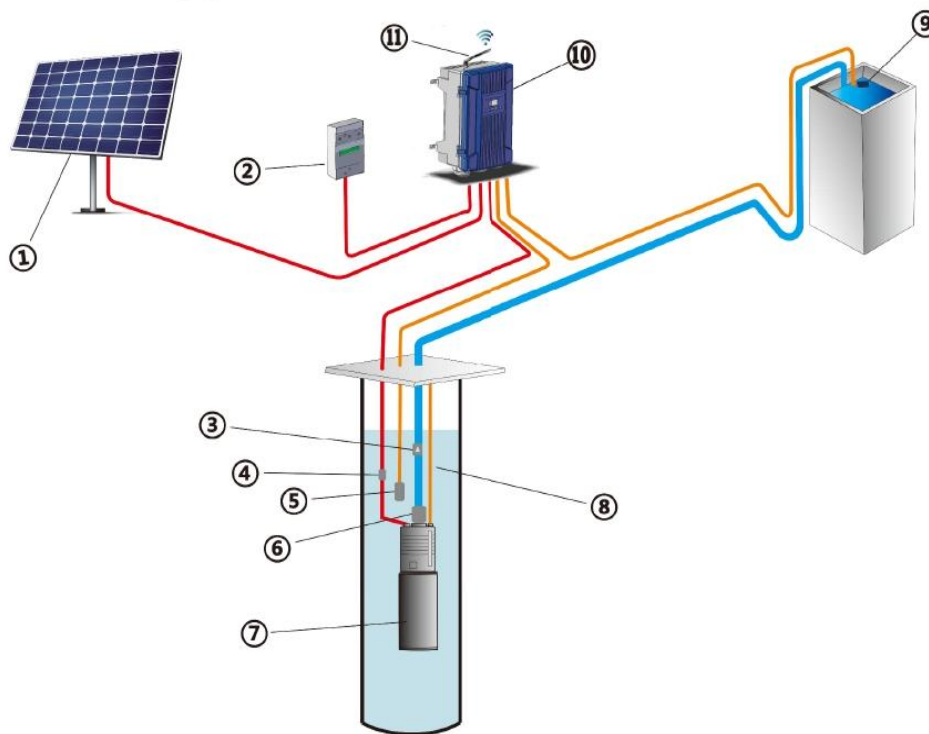


## Sizing Layout



<b>H (Static head):</b>	Vertical height from the dynamic water level to the highest point of delivery.
<b>B (Drawdown):</b>	Lowering of water level depending on flow rate and recovery rate of the well.
<b>D (Pipeline inner diameter):</b>	
<b>L (Pipe length):</b>	Entire pipeline from the pump outlet to the point of delivery. Elbows and armatures must be added as an equivalent length of pipeline.
<b>M (Motor cable):</b>	The cable between controller and pump unit.
<b>T (Tilt angle):</b>	Angle of the PV generator surface from the horizontal plane.

## System Layout



- |   |                          |
|---|--------------------------|
| 1、Solar panels  | 7、Solar water pump       |
| 2、SPD(DC) Surge Protection Device   | 8、Traction rope          |
| 3、Check valve   | 9、Float Switch(For Tank) |
| 4、Wiring Package(Epoxy Resin Wiring Package or Heat Shrinkable Tube Wiring Package) | 10、Controller            |
| 5、Float Switch (For Dry Protection, Optional)                                       | 11、GPRS (Optional)       |
| 6、Sacrificial Anode   |                          |

### Note:

- 1、Please read the manual carefully for all installation accessories, Please contact factory if you need all the above accessories.
- 2、Float Switch for Dry Protection is Optional for centrifugal pump, Because the centrifugal pump system has its own dry protection; However, for helical pump, it must be installed.
- 3、The pump shall be installed at least 1.5m away from the bottom of the well;
- 4、It is recommended to install a check valve every 70m of the vertical height of the pipeline.



## 4SPW3-8P (1.5HP DC)

### Solar Submersible Pump System

#### System Overview

Head	max. 126m
Flow	max. 120L/min
Recommend Max input Power	max. 1.8 kW
Minimum well diameter	min 4 inch
Pump discharge	Rp 2"
Efficiency Max	%

#### Product advantage

- .Stainless steel Motor: AISI 304;
- .BLDC High Efficiency Motor;
- .External Controller;
- .Only could powered by DC power ;
- .Voltage/Current/Power/RPM/Display;
- .Encapsulated water filled motor(No pollution risk );
- .Soft start running makes system's life longer;
- .Thrust bearing system;
- .Reverse protection(reverse + and - is fine );
- .Over load protection/over current protection/over power protection;
- .Voltage:60-380Vmp/450VOC;
- .Dry protection(No additional float sensor required);
- .GPRS(Optional);

#### Technical Data

##### Controller 4SPW3-8P (1.5HP DC)

- .External Controller:4SPW-1.5HP;
- .MPPT Efficiency Max.98%;
- .Voltage:60-380Vmp/450VOC;
- .Enclosure class:IP65;
- .Error report;
- .Losing-Phase protection.
- .Over temperature protection;

##### Motor 4SPW-1.5HP DC

Voltage	DC max.VOC 450V DC Vmp 60-380V
Current	max.DC 10A
Motor Efficiency	max.88%
WaterTemp	max.40°C
Insulation class	F
Enclosure class	IPX8
Submersion	max.150m
Required cooling flow	0.8L/s
Connect Standard	4"NEMA
Speed	500-4000

#### Pump End

- .Plastic impeller ;stainless steel shell;
- .Non-return valve
- .Centrifugal pump.;

#### Standards



#### Note:

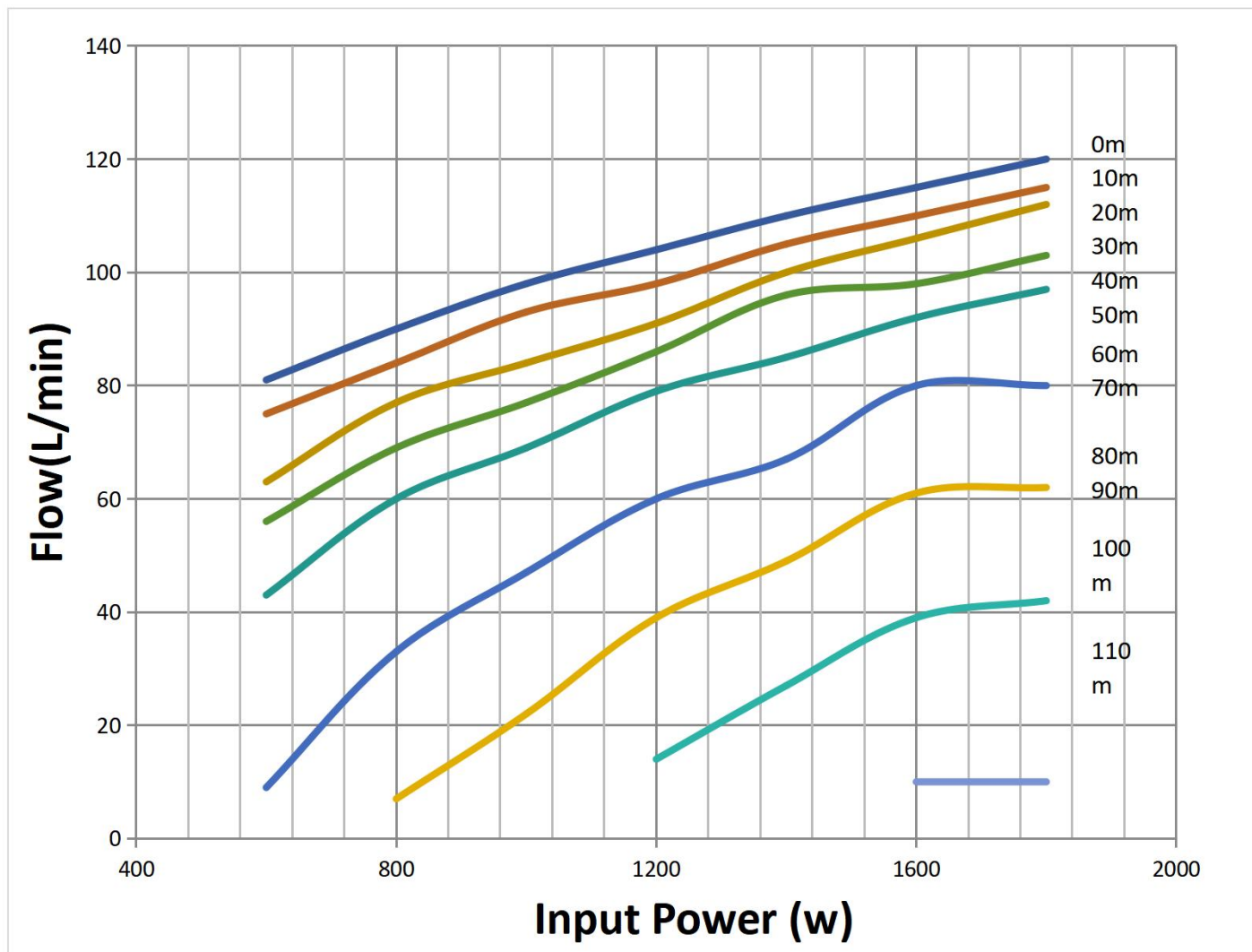
\*\*Accpet 2-10 PCS 340W panel best 4-6Pcs

\*\*The Controller is IP 65 Rated however it is recommended that it is not mounted in direct sunlight;

\*\*VOC (V) Volts open circuit nothing connected;Vmp (V) Volts maximum power point under load;Exceeding limits may cause serious harm or irreparable damage.

## 4SPW3-8P 1.5HP

Flow max 120L/min ; Head max 126m ; BSP 2"



Head(m)	Input Power(W)						
	600	800	1000	1200	1400	1600	1800
	Flow (L/min)						
0	81	90	98	104	110	115	120
10	75	84	93	98	105	110	115
20	63	77	84	91	100	106	112
30	56	69	77	86	96	98	103
40	43	60	69	79	85	92	97
60	9	33	47	60	67	80	80
80		7	22	39	49	61	62
100				14	27	39	42
120						10	10

4SPW3-8P

## Dimensions and Weights

