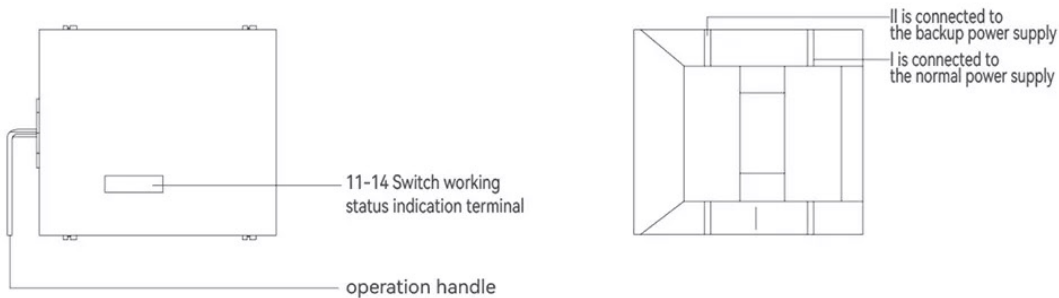


## Product Specification

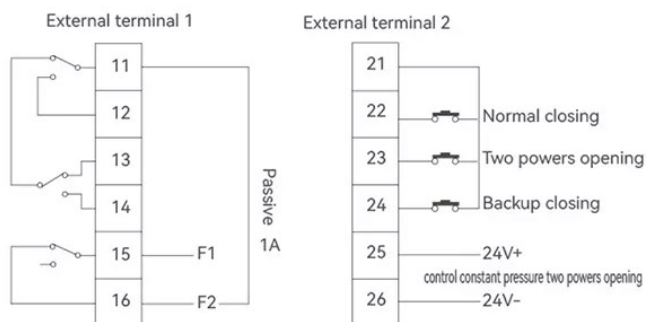
Model	GLOQ1
Rated Current Ie (A)	10A~3200A
Electrical Appliances Class	PC
Pole	4
Rated Frequency	50/60Hz
Rated Insulation Voltage	690V
Rated Working Voltage	400V
Control Voltage	Standard:220V(±20%);110V/220V/380V/400V/660V customized
Working state	I-O-II
Transfer Time	≤5S
Note	Controller is available or optional;Integrated Type

### GLOQ1-100 wiring diagram

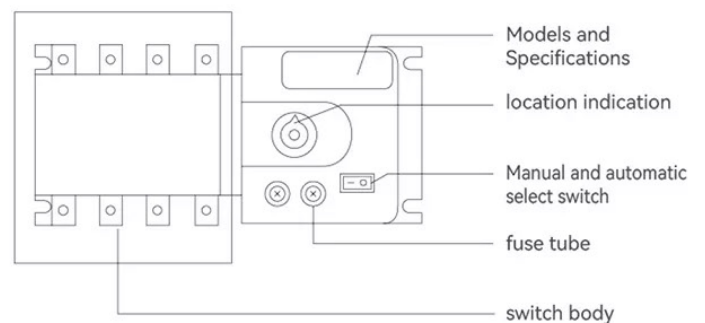
#### ◆ Typical Wiring



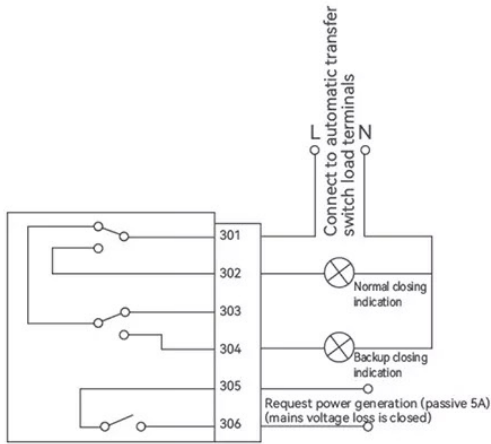
#### ◆ Secondary terminal wiring diagram



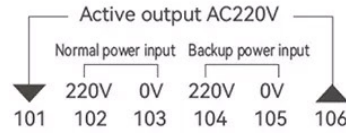
#### ◆ Switch Structure Description




## GLOQ1-125~3200A basic secondary wiring diagram



## GLOQ1-125~3200A fire control type secondary wiring diagram



Note: 102-105 must be connected to the power supply, otherwise the product will not automatically transfer



Note: When 202-205 need external control, it is valid only when 201 and 206 are disconnected  
 1. When 202 and 203 are connected, it is closing "I"  
 2. When 202 and 204 are connected, two powers are opening "O"  
 3. When 202 and 205 are connected, it is opening "II"

