

VRLA-AAGM BATTERIES



Visit Our Website
www.maxima.solar



Call Us
+971 4 2231185



Our Address
Shop 5&6, 7 States building Baniyas
Square, Deira, Dubai, UAE

Company Profile

Ever since its establishment in 1983, Jubilee Store has emerged as a dynamic and confident pace setter in the field of watches, jewelry, electronics, renewable energy systems and batteries of all kinds. The company exclusively distributes many internationally known brands like SHARP solar systems, STECA solar electronics, ICP solar chargers (CANADA), VARTA batteries (GERMANY), Spectrum watches (Swiss), Phoenix watches (Swiss), Lamex watches (HK) and Citron watches (HK) and is a key distributor of Casio watches (JAPAN), Omax (HK), Q&Q (JAPAN) among other products. The retail locations also put on the market other brand items like Sony, Panasonic, Seiko, Citizen and HP that are distributed by other companies.

After having formed subsidiary to tap the growing renewable energy market, Jubilee Store has formed strategic business partnerships across the line of solar system. The guiding stone in forming partnerships has been to partner with the best companies in their respective fields that offer excellent value for money products.

Note: the figures below just show the appearance and dimension.

For the positioning on each battery model, please check the specification on www.apexpowerconcepts.com

T1 Terminal FASTON TYPE (Copper) quick disconnect tabs; silver coating for better conductivity

Technical drawing shows dimensions: 3.2 [0.126], 6.35 [0.25], 0.8 [0.031], 4.75 [0.187].

T2 Terminal FASTON TYPE (Copper) quick disconnect tabs; silver coating for better conductivity

Technical drawing shows dimensions: 3.4 [0.134], 7.95 [0.313], 6.35 [0.25], 0.8 [0.031].

T3 Terminal Brass Coated With Tin
Torque: 3.9 ~ 5.4 N*m(34.39 ~ 47.75 in*lbs)

Technical drawing shows dimensions: 14 [0.551], 4.5 [0.177], 13 [0.512], 2 [0.079], 0.8 [0.236].

T6 Terminal Brass Coated With Tin; Threaded Insert 6mm STUD
Torque: 3.9 ~ 5.4 N*m(34.39 ~ 47.75 in*lbs)

Technical drawing shows dimensions: 16 [0.63], 6 [0.236], M6 [0.236].

T11 Terminal Brass Coated With Tin; Threaded Insert 8mm STUDD Torque: 11~14.7 N*m(97.28 ~ 130.0 in*lbs)

Technical drawing shows dimensions: 20 [0.787], 8 [0.315], 7 [0.276].



Visit Our Website
www.maxima.solar



Call Us
+971 4 2231185



Our Address
Shop 5&6, 7 States building Baniyas Square, Deira, Dubai, UAE



Deep cycle series SOLAR POWER

General Features

- ◆ Good cyclic property. Enhanced overcharge endurance and overdischarge recovery property
- ◆ High purity raw material: ensure low self discharge rate
- ◆ Using oxygen recombination technology: maintenance-free
- ◆ Lower acid density, excess of electrolyte and larger distance between plates to keep battery at low temperature and slow down plate grid corrosion speed
- ◆ ABS material: increase the strength of battery container. (Flame-retardant ABS is optional)
- ◆ Unique plate group configuration, high quality AGM separator and battery management system ensure battery with a longer service life
- ◆ Special vent valve design: control water losing, prevent air and spark going inside

Models and Parameters

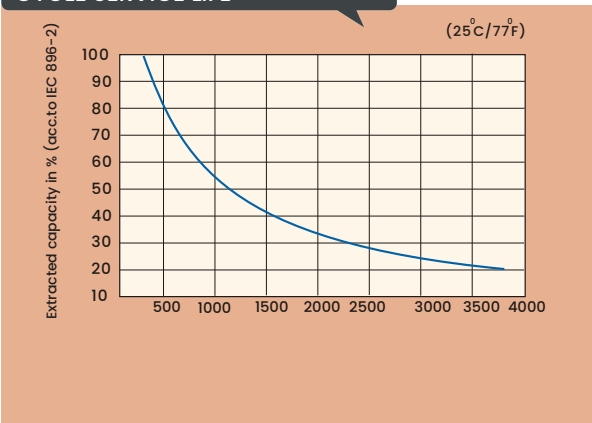
- ◆ Green energy systems (solar, wind, hydro, etc)
- ◆ Solar power stations
- ◆ Telecommunications installations
- ◆ Measurement stations
- ◆ Pump systems
- ◆ Signal station
- ◆ Survey and Mapping system
- ◆ Emergency lighting
- ◆ Railway crossing
- ◆ Traffic lights
- ◆ Street lightening
- ◆ Lawn lamp
- ◆ Street signs
- ◆ SOS pillars
- ◆ Alarm installations
- ◆ Caravans
- Boats or buoys

Model	Nominal Voltage (V)	Rated Capacity(C ₂₀)	Approx Dimension				Approx Weight	Terminal type
			Length	Width	Height	Total Height		
			mm	mm	mm	mm		
6DD4.5	6	4.5	70	47	100	106	0.81	T1
12D D7.2	12	7.2	151	65	94	99.5	2.3	T1
12DD9	12	9	151	65	94	99.5	2.3	T1
12D D18	12	18	181.5	77	167.5	167.5	5.5	T3
12D D26	12	26	166.5	175	125	125	8	T3
12D D33	12	33	195	130	164	167	11.2	T6
12D D55	12	55	229	138	205	211	16.5	T6
12D D75	12	75	259	168	208	214	22.3	T6
12D D100	12	100	330	173	212	220	31.5	T11
12D D150	12	150	485	170	240	240	43.5	T11
12D D200	12	200	522	240	218	224	62.5	T11
12D D220	12	220	522	240	218	224	64	T11

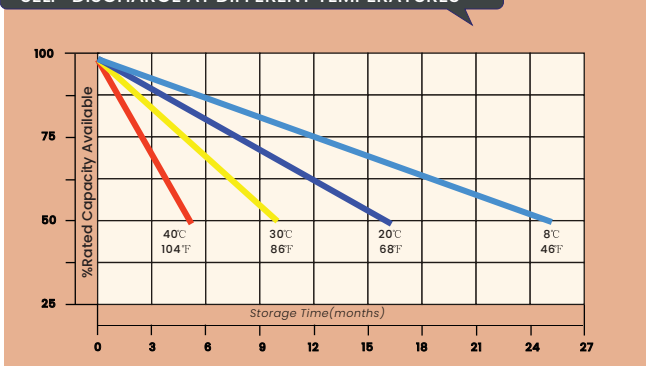


Performance Characteristics

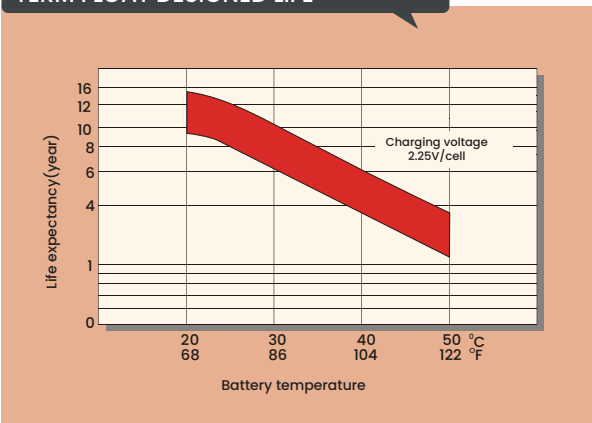
CYCLE SERVICE LIFE



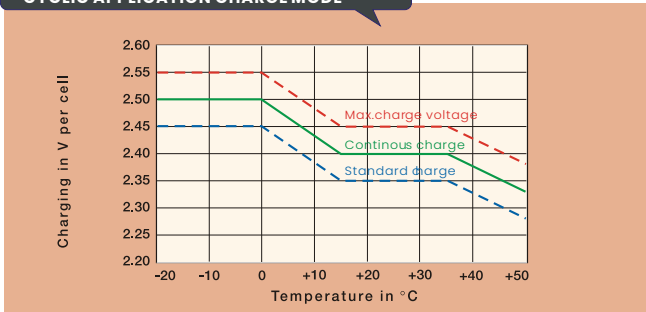
SELF-DISCHARGE AT DIFFERENT TEMPERATURES



EFFECT OF TEMPERATURE ON LONG TERM FLOAT DESIGNED LIFE



CYCLIC APPLICATION CHARGE MODE

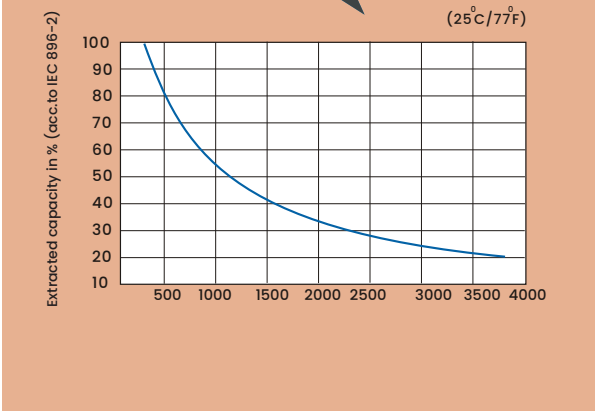


- 1) with switch regulator (two-step controller) charge on curve max.charge voltage for max.2 hrs/day then switch over to continous charge
- 2) Standard charge without switching
- 3) Boost charge (Equalizing charge with external generator) charge on curve continous charge for max. 5 hrs/month, then switch over to curve Standard charge

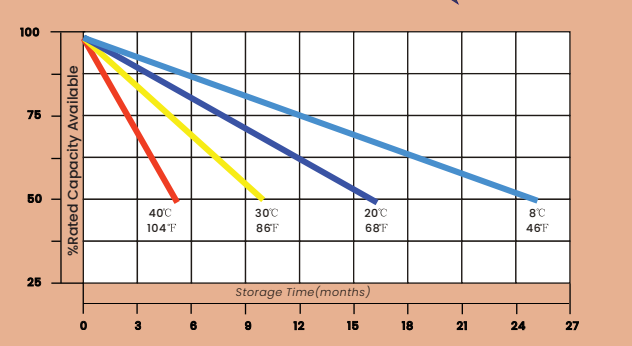


Performance Characteristics

CYCLE SERVICE LIFE

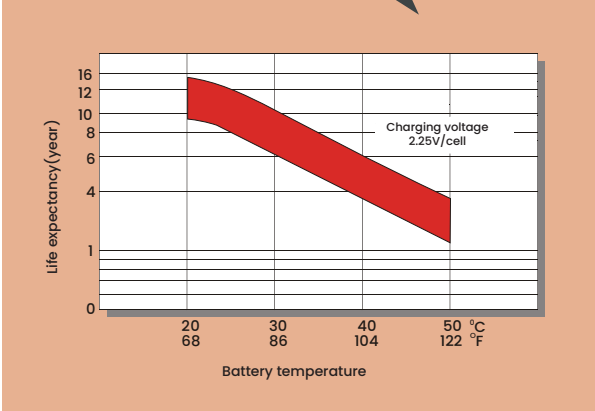


SELF-DISCHARGE AT DIFFERENT TEMPERATURES

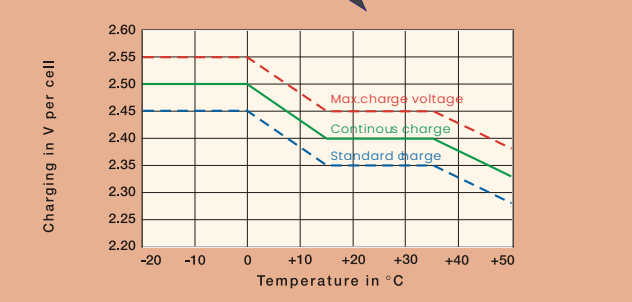


Specifications subject to change without notice

EFFECT OF TEMPERATURE ON LONG TERM FLOAT DESIGNED LIFE



CYCLIC APPLICATION CHARGE MODE



- 1) with switch regulator (two-step controller) charge on curve max.charge voltage for max.2 hrs/day then switch over to continuous charge
- 2) Standard charge without switching
- 3) Boost charge (Equalizing charge with external generator) charge on curve continuous charge for max. 5 hrs/month, then switch over to curve Standard charge



Visit Our Website
www.maxima.solar



Call Us
+971 4 2231185



Our Address
Shop 5&6, 7 States building Baniyas Square, Deira, Dubai, UAE