

Cerbo GX, Cerbo-S GX and GX Touch

www.victronenergy.com



Cerbo GX

Cerbo GX: communication-centre

This communication-centre allows you to always have perfect control over your system from wherever you are and to maximise its performance. Simply access your system via our Victron Remote Management (VRM) portal, or access it directly, using the optional GX Touch screen, a Multi-Functional Display (MFD) or our VictronConnect app thanks to its Bluetooth capability.

GX Touch: display accessory

The GX Touch 50 and GX Touch 70 are display accessories for the Cerbo GX. The five inch and seven inch touch screen displays give an instant overview of your system and allows you to adjust settings. Simply connect the display to the Cerbo GX with just one cable. Both GX Touch displays have a waterproof design, a top-mountable setup and are simple to install.

Remote Console on VRM


Monitor, control and configure the Cerbo GX remotely, over the internet. Just like if you were standing in front of the device, using Remote Console. The same functionality is also available on the local network LAN, or using the WiFi Access Point of the Cerbo GX.

Perfect monitoring & control


Instantly monitor the battery state of charge, power consumption, power harvest from PV, generator, and mains, or check tank levels and temperature measurements. Easily control the shore power input current limit, (auto)start/stop generator(s) or change any setting to optimise the system. Follow up on alerts, perform diagnostic checks and resolve complications remotely.

Simple mounting and configuration



The Cerbo GX is easily mountable and can also be mounted on a DIN-Rail using the DIN35 adapter small, (not included). Its separate touchscreen can be bolted on a dashboard, eliminating the need to create perfect cut-outs (like with the Color Control GX). Connection is easy via just one cable, taking away the hassle of having to bring many wires to the dashboard. The Bluetooth feature enables a quick connection and configuration via our VictronConnect app.



Accessories included with the Cerbo GX



GX Touch (optional display for Cerbo GX)



WiFi indicator LED

The Cerbo GX can connect to a WiFi Network

Bluetooth indicator LED

The Cerbo GX can be accessed directly via Bluetooth using the VictronConnect app





Accessories included with the GX Touch

Optional accessories



GX Touch adapter for CCGX cut-out

This adapter is designed to easily replace the CCGX display with the newer GX Touch 50 or the GX Touch 70. Contents of the packaging are the metal bracket, the plastic bezel, and four mounting screws.



Temperature sensor for Quattro, MultiPlus and GX Device (such as the Cerbo GX)



DIN35 adapter small
DIN-Rail adapter to easily mount a device on a DIN-Rail. Suitable for the Cerbo GX.

| | Cerbo GX | Cerbo-S GX |
|---|---|------------|
| Supply voltage | 8 – 70V DC | |
| Mounting | Wall or DIN rail (35mm) ⁽²⁾ | |
| Communication ports | | |
| VE.Direct ports (always isolated) | 3 ⁽³⁾ | |
| VE.Bus (always isolated) | 2 paralleled RJ45 sockets | |
| VE.Can | yes - non isolated | |
| BMS-Can port | yes | No |
| IO | | |
| Resistive tank level inputs | 4 | 0 |
| Temperature sense inputs | 4 | 0 |
| Digital Inputs | 4 | 4 |
| Other | | |
| Outer dimensions (h x w x d) | 78 x 154 x 48 mm | |
| Operating temperature range | -20 to +50°C | |
| Standards | | |
| Safety | IEC 62368-1 | |
| EMC | EN 301489-1, EN 301489-17 | |
| Automotive | ECE R10-6 | |
| GX Touch 50 / GX Touch 70 | | |
| Mounting | With included mounting accessories | |
| Display Resolution | GX Touch 50: 800 x 480 GX Touch 70: 1024 x 600 | |
| Other | | |
| Outer dimensions (h x w x d) | GX Touch 50: 87 x 128 x 12.4 mm GX Touch 70: 113 x 176 x 13.5 mm | |
| Cable length | 2 meter | |
| Notes | | |
| <ol style="list-style-type: none"> For more detailed information about the Cerbo GX and the GX Touch, please visit the Victron GX product range page at Victron live: www.victronenergy.com/live/venus-os:start DIN rail mounting requires additional accessory - DIN35 Adapter. The listed maximum on the `Performance` section in above table is the total connected VE.Direct devices such as MPPT Solar Charge controllers. Total means all directly connected devices plus the devices connected over USB. The limit is mostly bound by CPU processing power. Note that there is also a limit to the other type of devices of which often multiple are connected: PV Inverters. Up to three or four three phase inverters can typically be monitored on a CCGX. Higher power CPU devices can monitor more. | | |